


WMX 802-n

CHAIN ACTUATOR



Description

- optimized design for concealed installation in window profiles
- for smoke and comfort ventilation
- to be used with all window types
- to be used together with $\pm 24V$ control units or control units with MotorLink™
- can be used together with espagnolette WMB
- synchronization of up to four window actuators – no need for an external synchronization module
- genuine position feedback and three speeds when using control unit with MotorLink™
- soft close
- the electronics in this actuator can be programmed to suit specific requirements – i.e. pressure- and traction force, stroke, speed/sound level – with the WAT 100 programming box, also possible following installation
- built-in electronic load switch-off/end stop
- electronic actuator with micro controller
- the actuator has an integrated reverse function to ensure a prolonged life span of the window gaskets
- easy mounting

Actuator variants

The actuator is available in four different versions: single WMX 802-1, double WMX 802-2, triple WMX 802-3 and quad WMX 802-4.

The actuators are equipped with a patented synchronization function, in which the actuators communicate directly with each other, which ensures the actuators operate at exactly the same speed and position. On large windows up to four actuators can be mounted on the same window – with no need for an external synchronization module.

Pressure safety function

The risk of entrapment is reduced as the actuators are programmed to reverse if they encounter obstacles when closing. The set points determining when the actuators are to reverse are individually adjustable and can be adjusted after installation using the programming box WAT 100.

Opening speeds

Actuators connected to ± 24 VDC control units (e.g. WUC) have one chain speed – see the following page for opening speed.

Actuators connected to control units with MotorLink™ (e.g. WSC xxM) have three different speeds:

- slow speed by soundless automatic control of the windows
- faster speed by audible manual (keypads) control of the windows
- fast speed by smoke ventilation and security functions

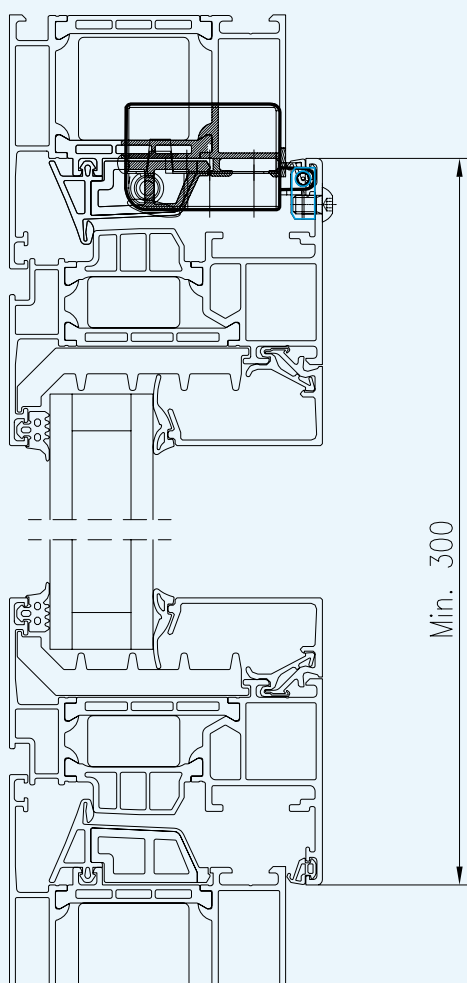
Permitted constant pressure load	45N by 10,000 opening and closing movements (up to 150N for special version with shorter chain lengths)
Permitted constant tractive load	200N by 10,000 opening and closing movements
Locking force	3000N
Permitted short pressure load when chain has run to end stop	100N
Short pressure capacity on motor	max. 150N (e.g. at the beginning of opening: sticky gasket, ice, wind speed)
Chain opening	max. 265mm, maximum opening depends on the window construction
Opening speed	7.5mm/s (programmable 3mm/s up to 9.5mm/s)
Window types	window types and sizes must be agreed with the window supplier and WindowMaster
Window width	min. 365mm, maximum width depends on the window construction and the number of window actuators
Window height	min. 400mm, maximum height depends on the window construction and the number of window actuators
Nominal voltage	24 VDC (max. 15% ripple)
Voltage	20 - 36 VDC
Max. open-circuit voltage	max. 36 VDC
Current consumption	max. 1,0A
Operating condition	-5°C - +74°C, max. 90% relative humidity (not condensing)
Switch-on-duration	ED 40% (max. 4min. per 10min)
Material	lacquered zinc housing with 10mm zinc chromate passivated steel chain and a 100mm cable with fast-in/fast-on connectors for connection to the extension cable WLL
Colour	grey (RAL 7004)
Size	343 x 29 x 42mm (W x H x D)
Connection	extension cable as a standard product (WLL cable) is available and is to be ordered separately
Weight	1.0kg
IP rating	IP20 - when surface mounted / IP32 - when concealed
Fire test	tested in accordance with DIN 18232, part 3.6 (30min at 300°C)
Life span	tested with 10,000 opening and closing movements
Delivery includes	actuator with 100mm connection cable with fast-in/fast-on connector, WMX 802-1/-2/-3/-4 additionally with 2 pcs. actuator brackets WAB 826
Note	we reserve the right to make technical changes

Items	Item no.
Single actuator with 2 pcs. actuator brackets WAB 826	WMX 802-1
Double actuator with 2 pcs. actuator brackets WAB 826	WMX 802-2
Triple actuator with 2 pcs. actuator brackets WAB 826	WMX 802-3
Quad actuator with 2 pcs. actuator brackets WAB 826	WMX 802-4
Single actuator with integrated actuator brackets (XD-housing)	WMX 802-1E BA 31 XD
Double actuator with integrated actuator brackets (XD-housing)	WMX 802-2I BA 31 XD
Triple actuator with integrated actuator brackets (XD-housing)	WMX 802-3I BA 31 XD
Quad actuator with integrated actuator brackets (XD-housing)	WMX 802-4I BA 31 XD

Accessories	Item no.
Shortening electronically of chain	WKK 802
Chain bracket with split	WAB 860
Window fitting for wooden windows	WAB 867
Multi bracket	WAB 801
Chain bracket for integrated WMX	WAB 833

For further information, see the chapter "Brackets"

Installation suggestion

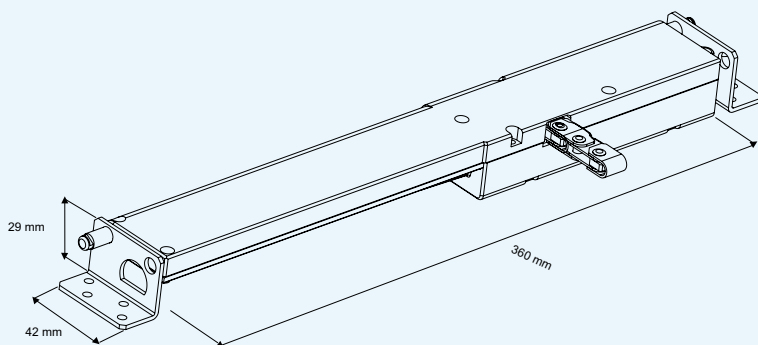


For questions regarding the concealed installation – contact WindowMaster

WMX 802-n

CHAIN ACTUATOR

Version with 2 pcs. actuator brackets WAB 826



Version with integrated actuator brackets (XD housing)

