



WSC 520
2 x WSA 017



WSC 540
4 x WSA 017



WSC 560
6 x WSA 017



2.20

FlexiSmoke™ WSC 520 / WSC 540 / WSC 560

Modular smoke ventilation panel 20-60A



Natural
ventilation



Smoke ventilation
EN 12101



230 /
400V



MAX
60A



MotorLink®



KNX product



BACnet
product



CNBOP-
PIB
certification

Application

- for heat and smoke ventilation (H&S) and daily comfort ventilation
- only one type of group (each group can be set as H&S and/or natural ventilation)
- low power consumption
- 20A, 40A or 60A as standard per panel, more panels can easily be linked without any additional modules
- for both $\pm 24V$ standard motors and/or motors with MotorLink®
- easy configuration via the built-in touch screen
- less cabling as the panel uses bus technology
- wind direction depending H&S ventilation is standard
 - additional modules are not needed

Modular smoke ventilation panel for the control of $\pm 24V$ DC motors and motors with MotorLink® for smoke ventilation and daily comfort ventilation. The modular panel can be used in larger and medium sized buildings e.g. shopping centres, schools or sport/leisure facilities. Comfort ventilation also possible with KNX or BACnet IP due to bus technology together with eg. NV Comfort® or NV Advance®.

By linking several panels together the panels can be used in very large buildings. The linking of panels can be carried out from the beginning or later via CAN. Distance between two smoke control panels up to 250m with maximum total distance of 1000m.

Built-in uninterruptible power supply for min. 72h in case of power loss (batteries are to be ordered separately).

Special technical features

- approval according to EN 12101-10
- approval according to prEN 12101-9 requested
- automatically limited opening for comfort ventilation without additional modules
- field bus modules are available for KNX and BACnet IP
- max. output voltage 27.6VDC @230VAC
- modular plug-in card design
- flexible open system design
- simple installation – due to substantially less cabling
- easy configuration at start up / expanding / rebuilding on the 3½" LCD built in touch screen in the panel – this can also be done on a PC without any additional modules
- the touch screen is also used for quick troubleshooting when maintaining the system

Connection options

- triggering by BMS via potential-free contact without any additional modules
- one $\pm 24V$ DC standard motor line up to 20A in the WSA 5PS module without additional modules or up to 10A per motor line (standard motors and/or motors with MotorLink®) on the motor modules, max. total of 20A per section
- up to 30 break glass units per 20A section, 10 of the units can be connected with a smoke detector – up to 10 detectors per unit
- magnetic clamps – for further information see the installation instruction

Structure

Sections

The FlexiSmoke™ smoke ventilation panel is available in three different sizes 20A, 40A and 60A. The smoke ventilation panel consists of 20A-sections, thus WSC 520 contains one section, WSC 540 two sections and WSC 560 three sections.

Modules

Each section contains the WSA 5PS power supply module, the WSA 5MC overall control module and 3 slots for expansion modules. The WSA 5MC overall control module is available with or without field bus interface for KNX or BACnet IP.

At the 3 slots the WSA 5IO input/output module, the WSA 5SM $\pm 24V$ standard motor module or the WSA 5ML MotorLink® motor module can be connected. The type and number of the modules are specifically to suit the smoke panel required function.

Motor groups and motor lines

A motor group consists of one or more motor lines and all the motor lines are operated simultaneously.

Each 20A section contains one 20A motor line for connection of $\pm 24V$ standard motors on the WSA 5PS module. If more motor lines are needed, one or more motor modules WSA 5SM are inserted. Each motor module contains four motor lines.

For connection of motors with MotorLink® insert one or more motor modules WSA 5ML. Each motor module contains four motor lines.

It is possible to insert both motor module types in the same 20A section, thus the section will operate both $\pm 24V$ standard motors and motors with MotorLink®.

A 20A-section can contain up to 13 $\pm 24V$ standard motor lines or 12 MotorLink® motor lines as well as 1 $\pm 24V$ standard motor line. The total power consumption of all the motors must not exceed 20A.


Modules in a FlexiSmoke™ (example with a WSC 540)



WSA 5PS power supply module
– one module in each section



WSA 5MC overall control module
– one module in each section



Free slots for connection of expansion modules type WSA 5IO, WSA 5SM and/or WSA 5ML – 3 free slots in each section

Selection of modules

Expansion modules are selected specifically for the task.

Example of module selection:

- 1 input/output module and no additional modules
- 1 input/output module and 1 $\pm 24V$ standard motor module
- 3 $\pm 24V$ standard motor modules

Expansion modules are mounted in the three expansion slots.

Expansion module position:

If an input-/output module is selected it is inserted in the first slot. If further modules are inserted, the input-/output modules are inserted before the motor modules and the MotorLink® motor modules are inserted before the $\pm 24V$ motor modules.

The item no. of the panel specifies the type and mounting of the expansion modules in the section/sections

Adding panels

The smoke ventilation panel can be expanded by adding more FlexiSmoke™ panels in the CAN inputs on the WSA 5MC module.

The CAN cable between two smoke ventilation panels must not exceed 250m and the total cable length must not exceed 1000m.

Break glass unit

Break glass units 5-series are to be used together with FlexiSmoke™. The units are configured and assigned to smoke zones via the touch screen in the smoke control panel.

Inputs / outputs

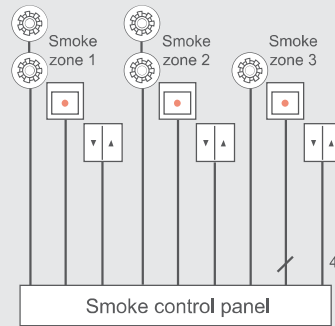
All inputs and outputs on the FlexiSmoke™ smoke ventilation panel can be freely configured – this means that they can be assigned to functions across modules and 20A-sections.

Cabling

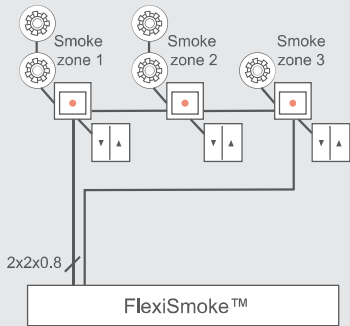
FlexiSmoke™ uses bus technology and the overall cabling for break glass units, smoke detectors and keypads is significantly reduced compared to other types of smoke panels:

- the break glass units are series connected, therefore is not necessary to cable from each break glass unit to the smoke ventilation panel
- keypads for ventilation and smoke detectors are connected directly to the break glass units in the smoke areas

Typical cabling (other systems)



Cabling with FlexiSmoke™



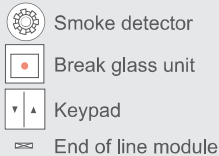
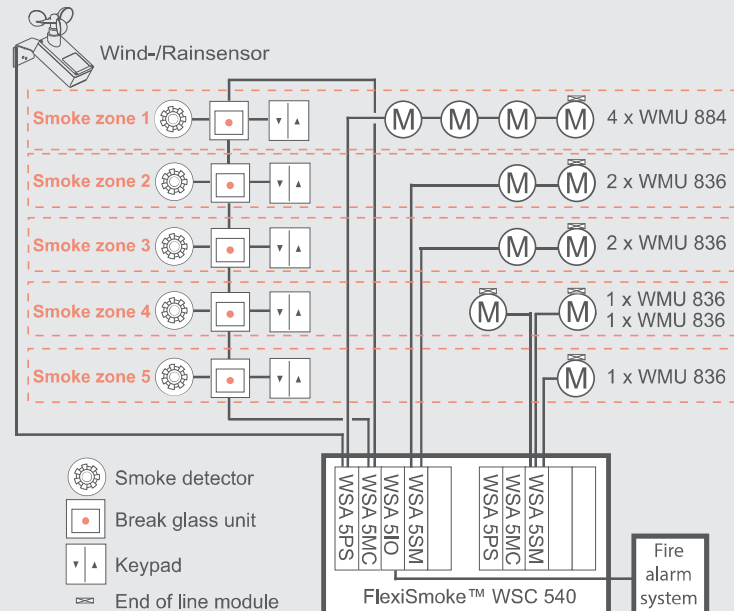
System example with WSC 540

Smoke ventilation panel with two sections (2 x 20A) configured in five smoke zones. Total $\pm 24V$ standard motor power consumption in the first section is 20A (smoke zone 1 - 2 - 3) and the total $\pm 24V$ standard motor power consumption in second section is 2A (smoke zone 4 - 5).

The keypads and break glass units are cabled directly to the break glass units in the smoke zones which means that the need for cabling in the building is significantly reduced.

A wind/rain sensor is connected to close the windows during comfort ventilation in case of high wind and/or rain.

The smoke ventilation panel is connected to the Fire Alarm System via the WSA 510 module.




Description of modules

Power supply module (WSA 5PS)

Each 20A section contains WSA 5PS power supply module.

The module contains:

- one motor line for $\pm 24V$ standard motors
- two free configurable inputs for connection of eg. wind/rain sensor WLA 330 or keypad for comfort ventilation
- one output for additional power supply to sensors
- output for fault signal
- connection of power supply
- touch screen for configuration, commissioning and maintenance



X1: 1.1 (white)
1.2 Cable surveillance } 20A motor line
1.3 (brown) } $\pm 24V$ motors

X2: 2.1 Open
2.2 Close } input
2.3 GND / 0V

X3: 3.1 24V UPS } AUX power
3.2 24V
3.3 GND / 0V

X4: 4.1
4.2 } fault signal to Fire Alarm System
4.3 (nc)

X5: 5.1 N } power supply 230/400V AC
5.2 L1
5.3 (L2)
5.4 (L3)

Description of modules (continued)

Overall control module (WSA 5MC)


Each 20A section contains an overall control module WSA 5MC.

The module is available with or without field bus interface for KNX and BACnet (BACnet IP).


The module can contain i.a.:

- two inputs for break glass unit type WSK 501 or WSK 502
- CAN bus interface for connection of more smoke ventilation panels
- connection of weather station with wind direction detection
- LEDs for status of the smoke control panel
- connection for field bus for KNX (only modules with communication)

WSA 5MC



WSA 5MC KNX



- X1: 1.1 1.4 24V
1.2 1.5 Lin
1.3 1.6 GND / 0V } break glass unit
WSK 501 / 502
- X2: 2.1 CAN GND
2.2 CAN low
2.3 CAN high
2.4 CAN GND } CAN 1
2.5 CAN low
2.6 CAN low } CAN 2
- X3: 3.1 24V
3.2 communication
3.3 GND / 0V } weather station with
wind direction
- J1: 2 x ethernet BACnet IP
- SW1: reset all
- J2: USB host
- J3: USB device
- SD: SD-micro card
- KNX: KNX connection
- LED 1/2/3: status
- PA: button for switching between normal / addressing mode for transferring of physical address
- SW2: (not connected)

Input / output module (WSA 5IO)


The WSA 5IO module contains:

Inputs

- 1 connection for external smoke detector when no break glass unit is connected
- 3 free configurable inputs for connection of e.g. keypads for comfort ventilation or inputs from Fire Alarm System
- 1 24/48V Fire Alarm System input – primarily used in France

Outputs

- 3 free configurable solid state outputs
- 1 free configurable potential free output for connection to e.g. Fire Alarm System or siren



- X1: 1.1 + } connection of smoke
1.2 - } detector WSA 300
- X2: 2.1 In 1.1
2.2 In 1.2
2.3 GND / 0V
2.4 In 2.1
2.5 In 2.2
2.6 GND / 0V
2.7 In 3.1
2.8 In 3.2
2.9 GND / 0V } inputs
- X3: 3.1 + } 24/48V input
3.2 -
- X4: 4.1 Out 1
4.2 Out 1
4.3 Out 2
4.4 Out 2
4.5 Out 3
4.6 Out 3 } outputs
(solid state)
- X5: 5.1 NC
5.2 com } output (pot. free)
5.3 NO
- X6: 6.1 } (not connected)
6.2
6.3
6.4

Motor modules

WSA 5SM

±24V standard motor module

WSA 5SM motor module provides:

- 4 motor lines for ±24V standard motors
- 1 x 2 free configurable inputs for connection of e.g. keypad or wind/rain sensor


WSA 5ML

MotorLink® motor module

WSA 5ML motor module provides:

- 4 motor lines for motors with MotorLink®
- 1 x 2 free configurable inputs for connection of e.g. keypad or wind/rain sensor.

ML-comm = MotorLink® communication.



WSA 5SM

- X1: 1.1 24V / 0V
1.2 Cable surveillance
1.3 0V / 24V
- X2: 2.1 24V / 0V
2.2 Cable surveillance
2.3 0V / 24V
- X3: 3.1 24V / 0V
3.2 Cable surveillance
3.3 0V / 24V
- X4: 4.1 24V / 0V
4.2 Cable surveillance
4.3 0V / 24V
- X5: 5.1 Input
5.2 Input
5.3 GND / 0V



WSA 5ML

- X1: 1.1 24V
1.2 ML-comm
1.3 0V
- X2: 2.1 24V
2.2 ML-comm
2.3 0V
- X3: 3.1 24V
3.2 ML-comm
3.3 0V
- X4: 4.1 24V
4.2 ML-comm
4.3 0V
- X5: 5.1 Input
5.2 Input
5.3 GND / 0V

Number of motor lines, inputs and outputs depending on the combination of the three expansion modules

The table shows the number of motor lines and inputs obtained per 20A section depending on the combination of the expansion modules.

Combination of expansion modules	Number				
	Motor lines ±24V standard	Motor lines MotorLink®	Inputs x 2	Outputs (solid state)	Outputs (relay) (nc+no)
000	1	0	1	0	0
I00	1	0	4	3	1
S00	5	0	2	0	0
IS0	5	0	5	3	1
IIS	5	0	8	6	2
SS0	9	0	3	0	0
ISS	9	0	6	3	1
SSS	13	0	4	0	0
M00	1	4	2	0	0
IM0	1	4	5	3	1
IIM	1	4	8	6	2
MM0	1	8	3	0	0
IMM	1	8	6	3	1
MMM	1	12	4	0	0
MS0	5	4	3	0	0
IMS	5	4	6	3	1
MSS	9	4	4	0	0
MMS	5	8	4	0	0
IIO	1	0	7	6	2
III	1	0	10	9	3

Actuator type / number of speeds

This smoke ventilation panel gives the possibility of up to three window actuator speeds depending on the type of connected actuator:

- ±24V DC standard actuator – 1 speed (H&S)
- MotorLink® actuator – 3 speeds (H&S / manually operated / automatically)

The different speeds:

- automatically control speed – actuators run slowly and almost soundlessly.
- manual control speed – actuators run faster and more audibly.
- H&S and safety control speed – actuators run fastest. H&S control always has highest priority.

Max numbers of motors per motor line which can be connected per module

Type of motor	Max total 20A per section Note: WSC 520 has one section, WSC 540 has two sections, WSC 560 has three sections					
	WSA 5PS module 1 x 20A-motor line ±24V	WSA 5SM module 4 x 10A-motor lines ±24V		WSA 5ML module 4 x 10A-motor lines MotorLink®		
		Motors per motor line	Motors per module	Motors per motor line	Motors per module	
WMS 409 xxxx 01	10	5	10	0	0	
WMS 409-1	10	5	10	4	16	
WMS 409-2	10	4	10	2	8	
WMS 409-3	9	3	9	3	12	
WMS 409-4	8	4	10	4	16	
WMS 515	4	2	4	0	0	
WMU 836-1	20	10	20	4	16	
WMU 836-2	20	10	20	2	8	
WMU 836-3	18	9	18	3	12	
WMU 836-4	20	8	20	4	16	
WMU 861-1	13	6	13	4	13	
WMU 861-2	12	6	12	2	8	
WMU 861-3	12	6	12	3	12	
WMU 861-4	12	4	12	4	12	
WMU 862-1 / WMU 882-1	9	4	9	4	9	
WMU 862-2 / WMU 882-2	8	4	8	2	8	
WMU 862-3 / WMU 882-3	9	3	9	3	9	
WMU 862-4 / WMU 882-4	8	4	8	4	8	
WMU 863-1 / WMU 883-1	6	2	6	2	6	
WMU 863-2 / WMU 883-2	6	2	6	2	6	
WMU 863-3 / WMU 883-3	6	3	6	3	6	
WMU 863-4 / WMU 883-4	4	4	4	4	4	
WMU 864-1 / WMU 884-1	4	2	4	2	4	
WMU 864-2 / WMU 884-2	4	2	4	2	4	
WMU 864-3 / WMU 884-3	3	0	0	0	0	
WMU 864-4 / WMU 884-4	4	0	0	0	0	
WMU 885-1	4	2	4	2	4	
WMU 885-2	4	2	4	2	4	
WMU 885-3	3	0	0	0	0	
WMU 885-4	4	0	0	0	0	
WMX 503 / 504 / 523 / 526-1	40	20	40	4	16	
WMX 503 / 504 / 523 / 526-2	40	20	40	2	8	
WMX 503 / 504 / 523 / 526-3	39	18	39	3	12	
WMX 503 / 504 / 523 / 526-4	40	20	40	4	16	
WMX 803 / 804 / 823 / 826-1	20	10	20	4	16	
WMX 803 / 804 / 823 / 826-2	20	10	20	2	8	
WMX 803 / 804 / 823 / 826-3	18	9	18	3	12	
WMX 803 / 804 / 823 / 826-4	20	8	20	4	16	
WML 820/825	20	10	20	0	0	
WMB 801/802*	max. 4A connected to the WMB		max. 4A connected to the WMB		0	0
WMB 811/812**	20	10	20	2	2	

* Do not exceed the total power consumption of the motor line

** When having two locking motors per motor line, it must be one of each type: 1 x WMB 811 and 1 x WMB 812

Technical specifications		
Output current (nominal)	WSC 520: 20A / WSC 540: 40A / WSC 560: 60A	
Motor lines Motor groups Smoke zones	Per 20A section: max. 13 motor lines (1 x 20A ±24V standard motor line and 12 x ±24V standard / MotorLink® motor lines) in max 13 motor groups and max 13 smoke zones Via the software more motor lines can be connected in the same group	
Primary voltage	WSC 520: 1 x 230V AC (±10%) / 50Hz WSC 540: 2 x 230V AC (±10%) / 50Hz WSC 560: 3 x 230V AC (±10%) (400V AC) / 50Hz	
Actuator secondary voltage	Motor voltage Open circuit voltage at 230V AC (no load) Ripple at max load	24V DC (±15%) 27.6V DC @ 20°C max 6% (3.5Vpp)
Power consumption	WSC 520: min 2,5W ¹⁺² , typ. 2,8W ¹⁺³ . At max load 540W WSC 540: min 5,0W ¹⁺² , typ. 5,6W ¹⁺³ . At max load 1080W WSC 560: min 7,5W ¹⁺² , typ. 8,4W ¹⁺³ . At max load 1620W 1) no load: system operational but no motors are running 2) min: with 1 x WSK 501 break glass unit and 1 x WSA 300 smoke detector per 20A section 3) max load: with 4 x WSK 501 break glass unit and 4 x WSA 300 smoke detector per 20A section	
Inrush current on primary site	WSC 520: 30A / WSC 540: 60A* / WSC 560: 90A* <0,05ms *= 30A > 0,05ms on each phase	
Operating condition	-5°C - +40°C, max. 95% relative humidity (not condensing) EN 12101-10 and prEN 12101-9 Class 1 with IP value increased to IP 54	
Emergency power supply	>72 hours in accordance with EN 12101-10	
Switch-on duration	ED 40% (4 min. per 10 min.)	
Cable connection	Actuator: flexible max 6mm ² /solid max 10mm ² , other components: min 0.2mm ² /max 1.5mm ²	
Size and weight	Panel version E1: WSC 520: 380 x 600 x 210mm (WxHxD), 17kg no batteries, 29kg with batteries (2xWSA 017) WSC 540: 600 x 600 x 210mm (WxHxD), 26kg no batteries, 50kg with batteries (4xWSA 017) WSC 560: 1000 x 760 x 210mm (WxHxD), 57kg no batteries, 93kg with batteries (6xWSA 017) Panel version E2: WSC 520: 400 x 600 x 210mm (WxHxD), 16.5kg no batteries, 28.5kg with batteries (2xWSA 017) WSC 540: 600 x 600 x 210mm (WxHxD), 24.5kg no batteries / 48.5kg with batteries (4xWSA 017) WSC 560: 1000 x 800 x 210mm (WxHxD), 54kg no batteries / 90kg with batteries (6xWSA 017)	
Material	Metal housing for surface mounting	
Colour	Grey (RAL 7035)	
IP rating	IP54	
Approval / certification	WSC 520/540/560: Approved according to EN 12101-10. Approval according to prEN 12101-9 requested. WSC 5MC KNX (module): Certified and listed by BACnet Interest Group Europe. See certificate and pics on our website www.windowmaster.com	
Delivery includes	FlexiSmoke™ smoke ventilation panel. Supplied with: <ul style="list-style-type: none"> • WSA 510 end of line module, 1 pcs. • WSA 501 10kΩ resistors (package of 10 pcs.): WSC 520/1 package, WSC 540/2 packages, WSC 560/3 packages <p>If the module WSA 5SM is a part of the panel delivery will include 4 pcs. WSA 510 end of line module per "WSA 5SM" module.</p>	
To be ordered separately	Back-up battery type WSA 017 (12V/17-18Ah) – order two batteries per 20A section	
Spare parts	See the spare part list on our website www.windowmaster.com under "Products"	
Note	We reserve the right to make technical changes	

Item code composition		
1	Size of the smoke control panel – Choose overall amps	
	A. 20A	= WSC 520
	B. 40A	= WSC 540
	C. 60A	= WSC 560
2	Overall control module – with or without field bus interface?	
	A. Without field bus interface (WSA 5MC NCO)	= 0
	B. With field bus interface (KNX/BACnet IP)	= K
3	Expansion module in slot 3* – the first free slot in the section	
	A. No module	= 0
	B. WSA 5IO – input-/output module*	= I
	C. WSA 5ML – motor module for motors with MotorLink®	= M
	D. WSA 5SM – motor module for ±24V standard motors	= S
4	Expansion module in slot 4* – the second free slot in the section	
	A. No module	= 0
	B. WSA 5IO – input-/output module*	= I
	C. WSA 5ML – motor module for motors with MotorLink®	= M
	D. WSA 5SM – motor module for ±24V standard motors	= S
5	Expansion module in slot 5* – the third free slot in the section	
	A. No module	= 0
	B. WSA 5IO – input-/output module*	= I
	C. WSA 5ML – motor module for motors with MotorLink®	= M
	D. WSA 5SM – motor module for ±24V standard motors	= S
6	Certification	
	Approval according to EN 12101-10	= E
	Approval according to prEN 12101-9 requested	
7	Product version	
	A. House version 1	= 1
	B. House version 2	= 2

To be defined per
20A section

* **Expansion module position**

- A. If an input-/output module is selected, it is inserted in slot 3.
- B. If further modules are inserted, the input-/output modules are inserted before the motor modules and the MotorLink® motor modules are inserted before the ±24V motor modules.

Examples with FlexiSmoke™		
Number/type of motor groups and other functions	Expansion modules	Item number
Examples with WSC 520		
1 ±24V standard motor line	No communication No expansion modules	WSC 520 0000 Ex
5 ±24V standard motor lines	1 x WSA 5SM ±24V standard motor module	WSC 520 0S00 Ex
5 ±24V standard motor lines and KNX/BACnet IP field bus interface	1 x WSA 5MC overall control module with KNX/BACnet IP 1 x WSA ±24V 5SM standard motor module	WSC 520 KS00 Ex
5 ±24V standard motor lines, KNX/BACnet IP field bus interface and input / output module	1 x WSA 5MC overall control module with KNX/BACnet IP 1 x WSA 5IO input/output module 1 x WSA 5SM ±24V standard motor module	WSC 520 KIS0 Ex
9 ±24V standard motor lines, KNX/BACnet IP field bus interface and input / output module	1 x WSA 5MC overall control module with KNX/BACnet IP 1 x WSA 5IO input/output module 2 x WSA 5SM ±24V standard motor modules	WSC 520 KISS Ex
8 MotorLink® motor lines, 1 ±24V standard motor line and KNX/BACnet IP field bus interface	1 x WSA 5MC overall control module with KNX/BACnet IP 2 x WSA 5ML MotorLink® motor modules	WSC 520 KMM0 Ex
12 MotorLink® motor lines, 1 ±24V standard motor line and KNX/BACnet IP field bus interface	1 x WSA 5MC overall control module with KNX/BACnet IP 3 x WSA 5ML MotorLink® motor modules	WSC 520 KMMM Ex
Examples with WSC 540 and WSC 560		
x18 ±24V standard motor lines	2 x WSA 5IO input/output module 4 x WSA 5SM ±24V standard motor modules	WSC 540 0ISS 0ISS Ex
20 MotorLink® motor lines, 3 ±24V standard motor lines and KNX/BACnet IP field bus interface	3 x WSA 5MC KNX/BACnet IP field bus interface modules 5 x WSA 5ML MotorLink® motor modules	WSC 560 KM00 KMM0 KMMM Ex

Modular smoke ventilation panel 20-60A

Modules	Item no.
Power supply module 20A with 1 pcs. end of line module WSA 510	WSA 5PS
Overall control module without field bus interface	WSA 5MC NCO
Overall control module with field bus interface for KNX/BACnet IP	WSA 5MC KNX
Input/output module	WSA 5IO
Motor module for ±24V standard motors with 4 pcs. end of line module WSA 510	WSA 5SM
Motor module for MotorLink® motors	WSA 5ML
Motor module for RENSON motor, 5A	WSA 5S5
Accessories	Item no.
Back-up battery for WSC 5xx, 12V, 17-18Ah (order two batteries per 20A section)	WSA 017
Break glass unit with signal, primary, plastic housing, with data communication. Smoke detectors and keypads can be connected to the break glass unit. Colour of the housing = x: red = 1, yellow = 2, grey = 3, blue = 4, orange = 5	WSK 501 000x
Break glass unit with signal, primary, metal housing, with data communication. Smoke detectors and keypads can be connected to the break glass unit. Colour of the housing = x: yellow = 2, grey = 3, orange = 5	WSK 502 000x
Break glass unit with signal, primary, plastic housing, with data communication. Smoke detectors and keypads can not be connected to the break glass unit. Requires FlexiSmoke™ firmware version 0.85 or later. Colour of the housing = x: red = 1, yellow = 2, grey = 3, blue = 4, orange = 5	WSK 503 000x
Break glass unit with signal, primary, metal housing, with data communication. Smoke detectors and keypads can not be connected to the break glass unit. Requires FlexiSmoke™ firmware version 0.85 or later. Colour of the housing = x: yellow = 2, grey = 3, orange = 5	WSK 504 000x
Smoke detector	WSA 300
Rain sensor	WLA 331
Rain/wind sensor	WLA 330
Rain/wind sensor, with pulse output	WLA 340
Weather station	WOW 600
End of line motor module with resistance, 10 pcs.	WSA 510
Cable for CAN connection, 2x2x0.33mm ² , sold in hole meters	WLL 501
10kΩ resistance, 10 pcs.	WSA 501
Fire Alarm System module	WSA 306
Cable for wind and rain sensor WLA 340, 4m UV-resistant cable 4 x 2 x 0.75mm ²	WLL 604
Cables for comfort ventilation – see separate product sheet for further information	WLL 7xx
Cables for smoke ventilation – see separate product sheet for further information	WLL 8xx
USB stick for log-data, back-up and firmware updates	WCA 304
Comfort keypad for 1 window or 1 window group	WSK 110 0A0B
Comfort keypad for 2 windows or 2 window groups	WSK 120 0A0B 0A0B