



WMU 842 / 861 / 862 / 863 / 864 / 882 / 883 / 884 / 885 / 895

incl. UL-versions

Chain actuator up to 1500N



Natural
ventilation



Smoke
ventilation



Smoke ventilation
EN 12101

24V

±24V control



MotorLink®



UL certification
– Actuators

2.45

Description


- the actuator is an extremely strong chain actuator especially developed for large and heavy roof openings and windows in the facades
- an elegant alternative to traditional spindle actuators
- for comfort ventilation
- for smoke ventilation when the actuator opens the window completely within 60sec. (opening time) – approved according to EN 12101-2 with selected profiles
- to be used together with ±24V control units or control units with MotorLink®
- can be used together with espagnolette WMB
- synchronization of up to 4 window actuators – no need for an external synchronization module
- genuine position feedback and 3 speeds when using control unit with MotorLink®
- soft close function
- the electronics in this actuator can be programmed to suit specific requirements – i.e. pressure- and traction force, stroke, speed/sound level – with the WAT 100 programming box, this is also possible following installation
- built-in electronic load switch-off/end stop
- electronic actuator with micro controller
- the actuator has an integrated reverse function to ensure a prolonged life span of the window gaskets
- easy mounting
- actuators for US and Canada are UL certified and are supplied without cable

Actuator variants

The actuator is available in four different versions: single WMU 86x/88x-1, double WMU 86x/88x-2, triple WMU 86x/88x-3 and quad WMU 86x/88x-4. The actuators are equipped with a patented synchronization function, in which the actuators communicate directly with each other, which ensures the actuators operate at exactly the same speed and position. On large windows up to four actuators can be mounted on the same window – with no need for an external synchronization module.

Pressure safety function

The risk of entrapment is reduced as the actuators are programmed to reverse if they encounter obstacles when closing. The set points determining when the actuators are to reverse are individually adjustable and can be adjusted after installation using the programming box WAT 100.



Notice: Cable is not supplied when actuators that are shipped to USA and Canada.

Opening speed

Actuators connected to ± 24 VDC control units (e.g. WUC) can be run with one speed – see "Opening time" in the table of items.

Actuators connected to control units with MotorLink® (e.g. WCC) can be run with three different speeds:

- automatically control speed – actuators run slowly and almost soundlessly.
- manual control speed – actuators run faster and more audibly.
- H&S and safety control speed – actuators run fastest. H&S control always has highest priority.

Technical specifications

Pressure force		Constant load	Snow load	
	WMU 842	max. 400N	-	
	WMU 86x	max. 600N	max. 600N (programmable 300-600N)	
	WMU 88x	max. 800N	max. 1000N (programmable 300-1000N)	
	WMU 895	max. 1000N	max. 1500N (programmable 300-1500N)	
	– see also the diagrams force/stroke on the last page			
Tractive force	500N (programmable up to 1000N)			
Locking force	3000N			
Chain stroke	Depending on variant – see table of items "Chain stroke" WMU 842/862/864/882/884/885/895: 1000mm special version – please contact WindowMaster			
Opening speed	Depending on variant – see table of items "Opening time"			
Window types	Top hung, bottom hung, turning, pivot, roof window and light dome			
Nominal voltage	24V DC (max. 10% ripple)			
Voltage	19 - 32V DC			
Open-circuit voltage	Max. 32V DC			
Current consumption	Depending on variant – see table of items "Current consumption"			
Operating conditions	-15°C - +74 °C max. 90% relative humidity (not condensing)			
Switch-on-duration	ED 20% (max. 4min. per 20min.)			
Material	Anodised aluminium housing with zinc chromate passivated steel chain Europe: actuator with 5m grey silicone cable 3-core 0.75mm ² US/Canada: actuator without cable			
Colour	Anodised aluminium. RAL colours at an additional price			
Size	54 x 80 mm (H x D). Width depending on variant - see table of items "Width"			
Weight	Depending on variant – see table of items "Weight"			
IP rating	IP54			
Life span	Tested with 10,000 opening and closing movements - lifetime minimum as specified in the table below			
Proposal for EN test modes		10.000 ventilation openings 500mm	1.000 smoke openings	5 smoke openings with snow load
	WMU 862	600N	500mm / 600N	500mm / 600N
	WMU 863	600N	600mm / 600N	600mm / 600N
	WMU 864	600N	750mm / 600N	750mm / 600N
	WMU 883	800N	300mm / 800N	300mm / 1000N
	WMU 884	800N	600mm / 800N	600mm / 1000N
	WMU 885	800N	750mm / 800N	750mm / 1000N
WMU 895	825N	750mm / 825N	750mm / 1500N	

Technical specifications continued

EN approval	Approved according to EN 12101-2 with selected profiles – please contact WindowMaster for further information
Certification	Actuators with "UL" in the article no. are UL certified accordingly to UL 325 and CAN/CSA-22.2 No. 247-14. The actuators are primarily used in US and Canada.
Delivery includes	Europe: actuator with 5m connection cable US/Canada: actuator without cable
Note	we reserve the right to make technical changes

Description of product code composition

WMU 8	x	x	-n	xx	xxxx	0104
						Produkt version: 4
						Chain stroke: 0300 = 300mm, 0500 = 500mm, 0600 = 600mm, 0750 = 750mm, 1000 = 1000mm*
						Certification EN: For actuator approved according to EN 12101-2 the item number must contain EN EN 12101-2 approved actuator variants are only available as 'Single' and 'Double'. UL: For UL certified actuator the item number must contain "UL". The actuators are marked with the UL logo on the actuator label and are not supplied with cable. WMU 842 and WMU 895 are not available as UL certified version.
						Actuator variant: 1=single, 2=double, 3=triple, 4=quad
Power consumption: 1 = 1A, 2 = 2A, 3 = 3A, 4 = 4A, 5 = 5A						
Pressure force: 4 = 400N*, 6=600N, 8=1000N, 9=1500N**						

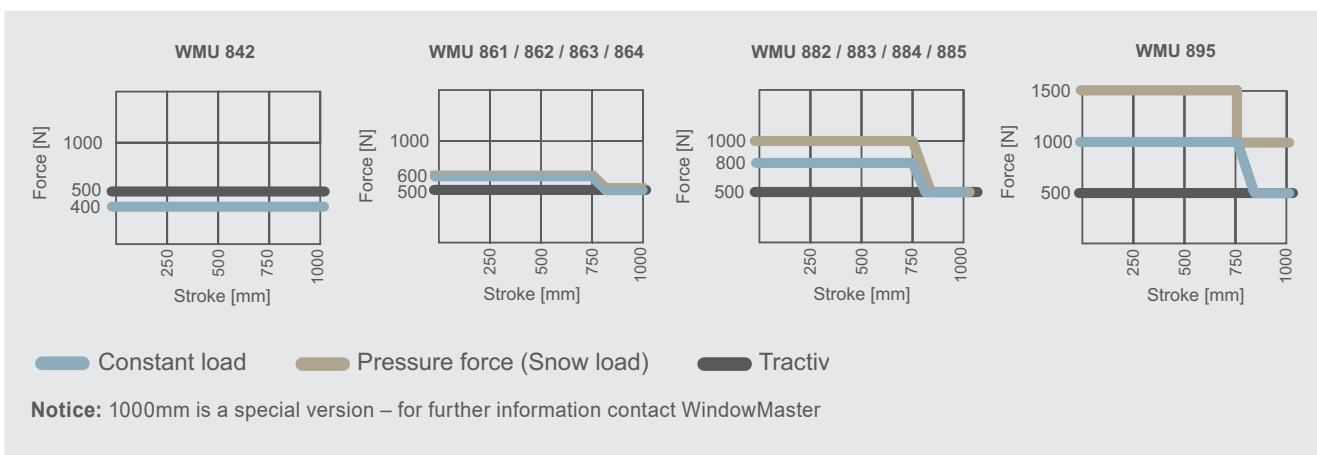
* Special version – for further information please contact WindowMaster.

** Pressure force at snowload

Explanation of product code structure

WMU 861-1 0300 0104 WMU 861 actuator, pressure force 600N, power consumption 1A, single variant, not certified, chain stroke 300mm, product version 4.

WMU 883-2 UL 0500 0104 WMU 883 actuator, pressure force 1000N, power consumption 3A, double variant, UL certified, chain stroke 500mm, product version 4.



Items (see table 'Description of product code composition' for dermination of final item no.

Pressure force [N]	Current consumption [A]	Chain stroke [mm]	Opening time [s]	Width [mm]	Weight [kg]	EN	UL	Item no.	
400	2	750	60	765	6.8	-	-	WMU 842-n* 0750	
		1000***						WMU 842-n* 1000	
600	1	300	65	545	5.2	-	x	WMU 861-n* ** 0300	
		500	107	645	5.9	-	x	WMU 861-n* ** 0500	
	2	300	35	545	5.2	x	x	WMU 862-n* ** 0300	
		500	54	645	5.9	x	x	WMU 862-n* ** 0500	
		600	64	685	6.3	-	x	WMU 862-n* ** 0600	
		750	80	765	6.8	-	x	WMU 862-n* ** 0750	
		1000***						WMU 862-n* 1000	
	3	600	54	685	5.2	x	x	WMU 863-n* ** 0600	
	4	750	58	765	6.8	x	x	WMU 864-n* ** 0750	
		1000***						WMU 864-n* 1000	
	1000	2	300	75	545	5.2	-	x	WMU 882-n* ** 0300
			500	130	645	5.9	-	x	WMU 882-n* ** 0500
600			155	685	6.3	-	x	WMU 882-n* ** 0600	
750			195	765	6.8	-	x	WMU 882-n* ** 0750	
1000***								WMU 882-n* 1000	
3		300	42	545	5.2	x	x	WMU 883-n* ** 0300	
4		500	55	645	5.9	x	x	WMU 884-n* ** 0500	
		600	59	685	6.3	x	x	WMU 884-n* ** 0600	
		1000***						WMU 884-n* 1000	
5		750	59	765	6.8	x	x	WMU 885-n* ** 0750	
		1000***						WMU 885-n* 1000	
1500		5	600	59	775	6.6	x		WMU 895-n* ** 0600
	750		59	855	7.1	x		WMU 895-n* ** 0750	
1000	5	1000***	59	975	7.4	x		WMU 895-n* ** 1000	

* The actuator variant 'n' is to be determined when ordering: 1=single, 2=double, 3=triple or 4=quad.

** The actuator can be supplied with certification according to EN 12101-2 or UL – see column EN and UL. See also the table 'Product code composition' for further details as well as determination of final item no.

*** Contact WindowMaster before ordering as application, mounting etc. of the actuator is to be confirmed by WindowMaster.

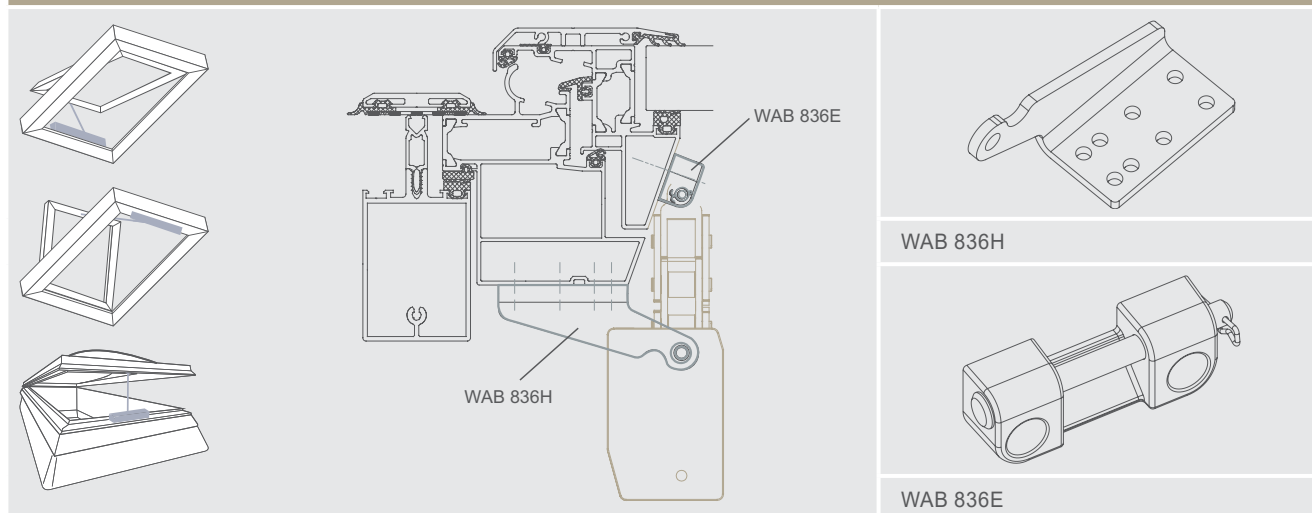
WMU 842 / 861 / 862 / 863 / 864 / 882 / 883 / 884 / 885 / 895

incl. UL-versions

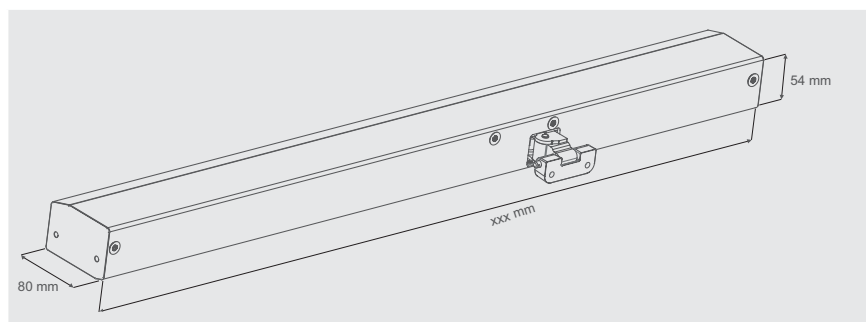
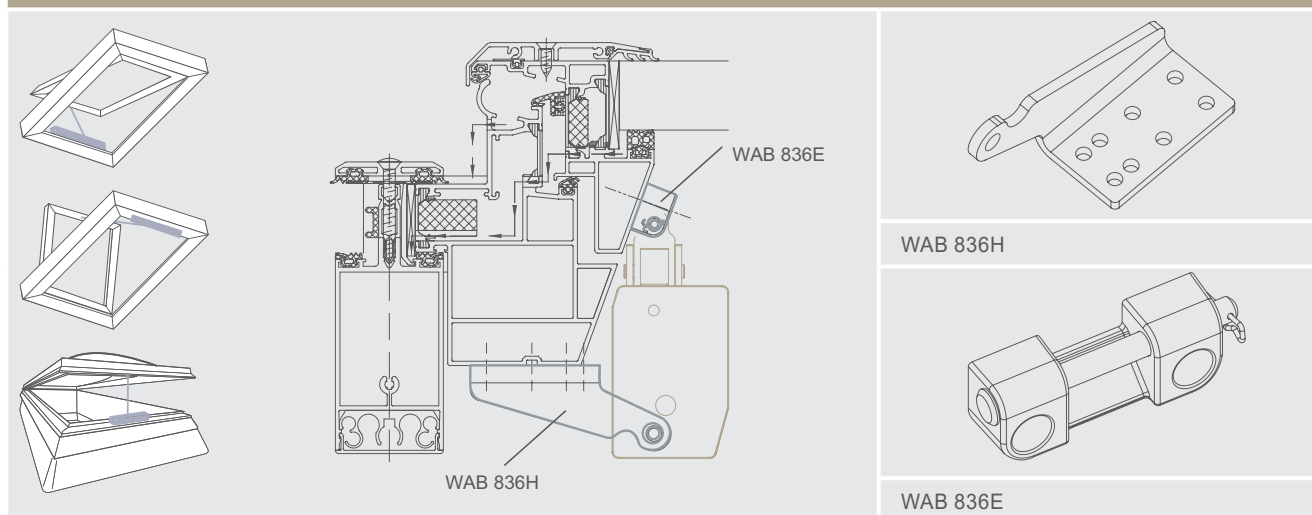
Chain actuator up to 1500N

Accessories	Item no.
Electronically shortening of chain	WKK – WMU actuator
Actuator bracket for WMU 8xx, heavy bracket (EN approved)	WAB 836H
Chain bracket for WMU 8xx	WAB 836E
See separate product sheets for further information	

Installation suggestion 1 - Top-hung / bottom-hung / side-hung, outward opening window



Installation suggestion 2 - Top-hung / bottom-hung / side-hung, outward opening window



Width (xxx) depending on variant – see table of items